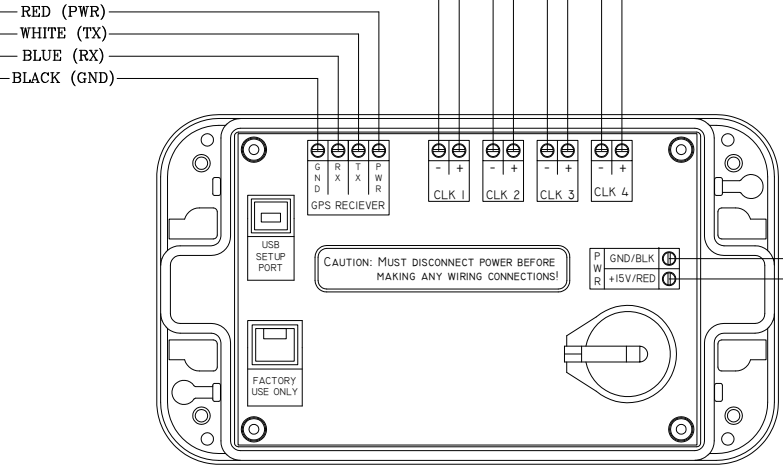
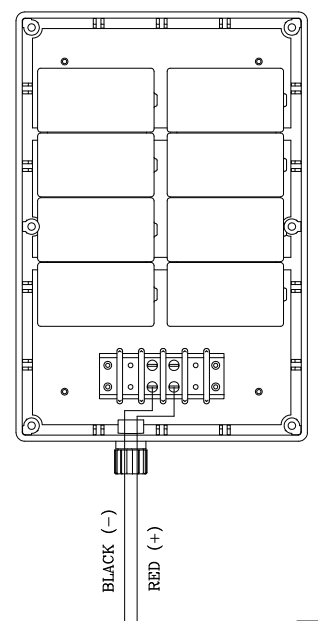


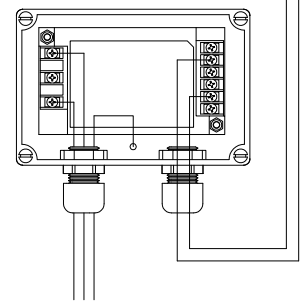
BATTERY PACK OPTION
[CTRL-100A-BATT]



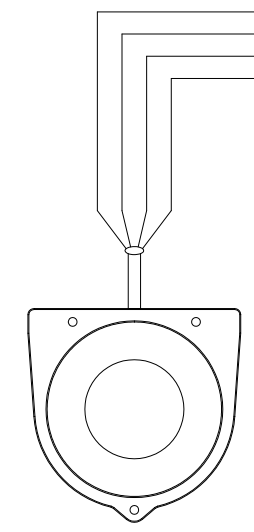
TOP COVER (BACK VIEW)

12VDC
(INPUT)

POWER SUPPLY OPTION
[CTRL-100A-PWR-SPLY]



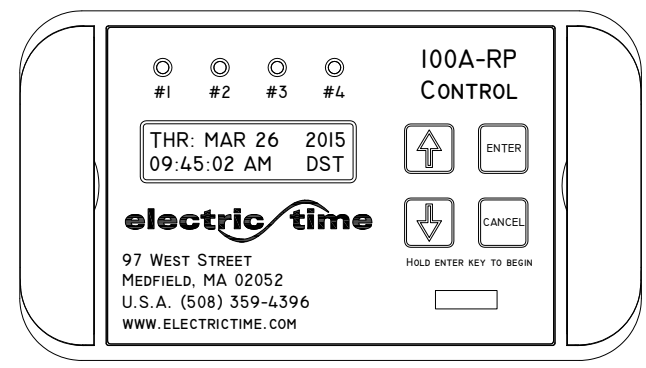
Universal Input
(100-240Vac)



GPS RECEIVER
(OPTIONAL)

PRIMARY FEED
(INPUT OPTIONS)

POWER SUPPLY
OR
BATTERY PACK



TOP COVER (FRONT VIEW)

VIEW LASER	PATH	M:\ACAD10\A-14323.DWG			
	TITLE	Wiring Diagram/Connection Details			
DRAWING A-14323	REVISIONS				
	SCALE	DATE	DRAWN	APP'V	
	As Noted	3-19-15	DMC	TDE	
			company, inc. medfield, ma		