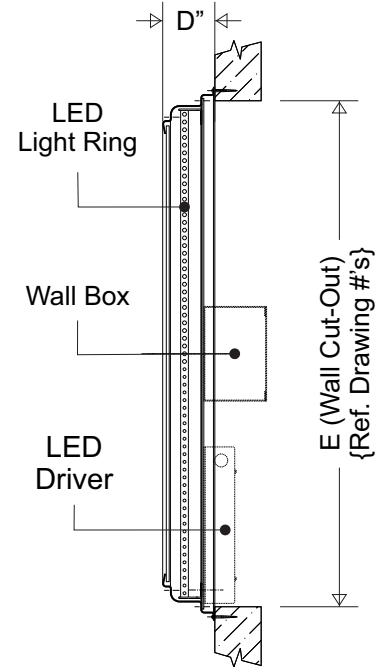



### 61AXX - OUTDOOR ROUND LED ILLUMINATED (EDGE LIT) SEMI-FLUSH MOUNTED CLOCK

97 West Street, Medfield, MA 02052

p: 508.359.4396 f: 508.359.4482

[www.electrictime.com](http://www.electrictime.com)



#### SPECIFICATIONS:

Provide (n) Style 61A(xx) Semi-flush Exterior Clock(s) as manufactured by Electric Time Company, Inc., 97 West Street, Medfield, MA, USA (508)-359-4396/800-531-2562 FAX 508-359-4482 - [www.electrictime.com](http://www.electrictime.com) -

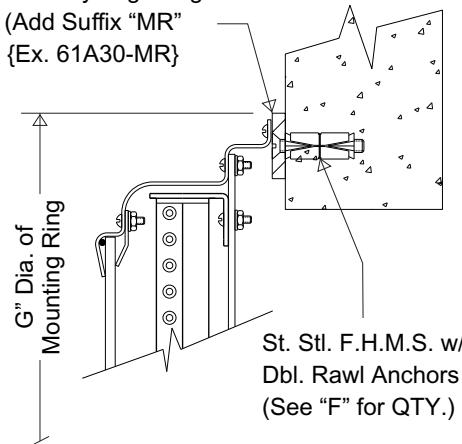
[sales@electrictime.com](mailto:sales@electrictime.com)

Clock to be Style 61A00 with LED edge lighting. Dial markings and hands to be selected by architect. Hands and dial markings to have a matte black painted finish. Dial to have a matte bright white painted finish. Provide type "MI" Automatic Tower Clock Control.

Specify (n) = quantity, and (xx) = size

\*\* Masonry Mounting ring is Optional

\*\*Masonry Mtg. Ring  
(Add Suffix "MR"  
{Ex. 61A30-MR})



SPECIFICATIONS SUBJECT TO CHANGE WITHOUT NOTICE									
61AXX SERIES - SEMI FLUSH CLOCK									
STYLE	SIZE	A	B	C	D	E	F	G	Net Weight
61A18	18	18"	23-1/8"	22-5/8"	2-5/8"	A-8005	3	23-3/8"	25 lbs
61A24	24	24"	29-1/4"	28-3/4"	2-5/8"	A-6513	4	29-1/2"	30 lbs
61A30	30	28-1/2"	34-1/2"	34"	3-3/8"	A-6517	4	34-3/4"	40 lbs
61A36	36	34-1/2"	40-1/4"	39-13/16"	3-3/8"	A-5067	6	40-1/2"	50 lbs
61A42	42	41"	46-7/8"	46-7/16"	3-3/8"	A-5040	6	47-1/8"	65 lbs
61A54	54	54"	65"	64"	4-5/8"	A-7445	8	65-1/2"	160 lbs